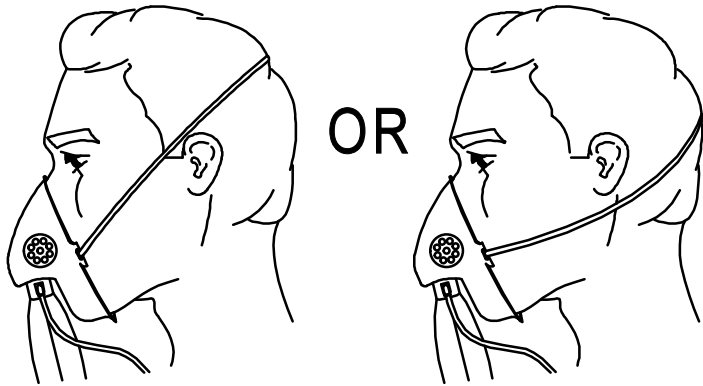


**Donning instructions:**

1. Place mask over your face covering both nose and mouth area, then slip elastic band over your head. The strap may be placed above or below your ears (see illustration below).
2. Adjust elastic band by pulling the band ends through the mask tabs until a comfortable, secure fit is achieved.
3. Pinch noseclip to provide a seal around the nose.
4. Attach the other end of the tubing with the O2 hose attachment bushing to the outlet of the MH-4 flowmeter (check for secure attachment) and breathe normally.



5IXCP-0008-00\$-

Made in the USA

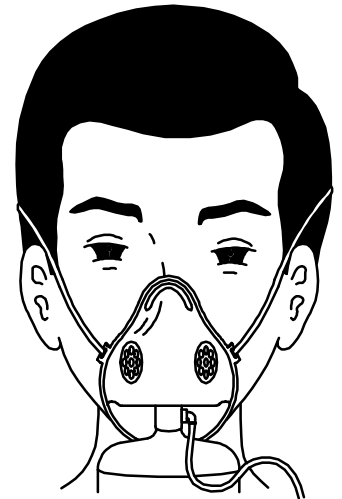
**XCP NON-REBREATHER AVIATOR'S  
OXYGEN FACE MASK**

00XCP-1050-01 (36") \_\_\_\_\_



EXPIRATION DATE STAMP

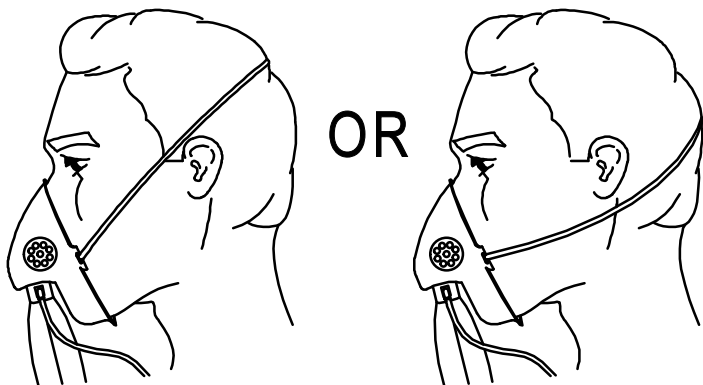
**MH**  
 Aviation Oxygen Systems  
**MOUNTAIN HIGH**  
 Equipment & Supply Company



2244 SE Airport Way Suite 100, Redmond, Oregon 97756-7537 • 800-468-8185 • www.mhoxygen.com

**Donning instructions:**

1. Place mask over your face covering both nose and mouth area, then slip elastic band over your head. The strap may be placed above or below your ears (see illustration below).
2. Adjust elastic band by pulling the band ends through the mask tabs until a comfortable, secure fit is achieved.
3. Pinch noseclip to provide a seal around the nose.
4. Attach the other end of the tubing with the O2 hose attachment bushing to the outlet of the MH-4 flowmeter (check for secure attachment) and breathe normally.




5IXCP-0008-00\$-

Made in the USA

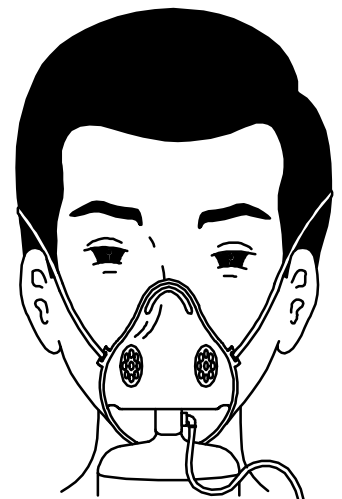
**XCP NON-REBREATHER AVIATOR'S  
OXYGEN FACE MASK**

00XCP-1050-01 (36") \_\_\_\_\_

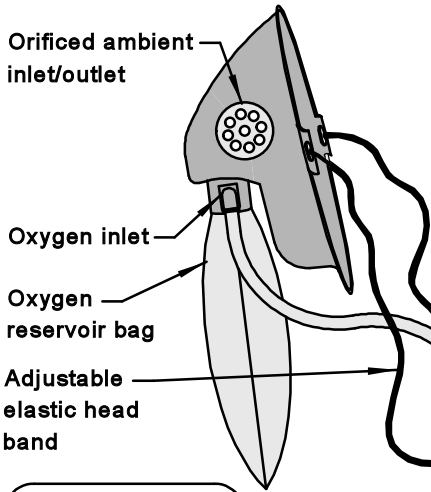


EXPIRATION DATE STAMP

**MH**  
 Aviation Oxygen Systems  
**MOUNTAIN HIGH**  
 Equipment & Supply Company



2244 SE Airport Way Suite 100, Redmond, Oregon 97756-7537 • 800-468-8185 • www.mhoxygen.com

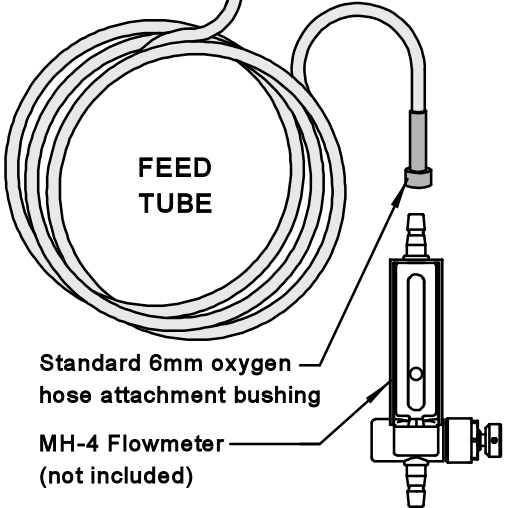


**XCP AVIATOR'S O<sub>2</sub> FACE MASK**  
 For flight operations over 18,000ft. MSL (Class A airspace).

This mask is designed to be used with the right-hand scale of the Mountain High MH-4 type Flowmeter. The scale is calibrated in thousands of feet and delivers 1.0 liter/minute per 10,000 ft. The XCP face mask is equipped with a 3' (91.5 cm.) feed tube.

**NO SMOKING**  
**FAR 23.1447**  
 (02.16.2023)  
 \*DO NOT SMOKE WHILE USING OXYGEN.  
 \*For use above or below 18,000 ft. MSL., not to exceed 30,000ft. MSL.

Your XCP face mask should be inspected before each flight and replaced if cracked, plugged, or excessively soiled.

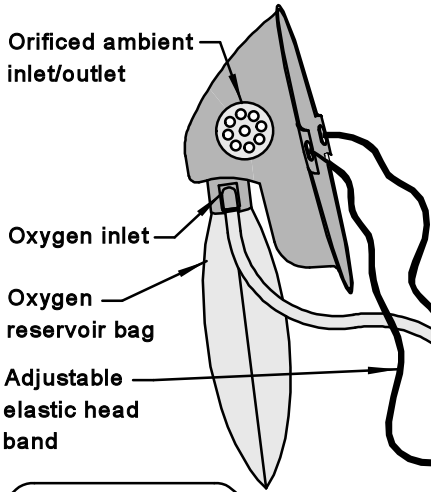


**IMPORTANT NOTE: The XCP Aviator's O<sub>2</sub> Face Mask is a personal device and for health reasons should not be shared between persons. In addition, the face mask or cannula is the only item in the XCP system that should be replaced periodically, because even with the best cleaning efforts, bacteria and such can contaminate the mask and pose a health risk.**

**Face mask cleaning instructions:**

After each use, wipe the facemask inside and outside with a cleaning wipe (MH p/n 00VEN-0077-00) or standard alcohol wipe. Hang facemask and allow to air-dry in a clean, dry environment between 40°F and 95°F. Ensure facemask is fully dry before use. Replace facemask when it becomes excessively soiled.

**NOTE: The XCP face mask may be used with the Mountain High MH-3 flowmeter in an emergency by fully opening (Counter Clock Wise) the flowmeter needle**

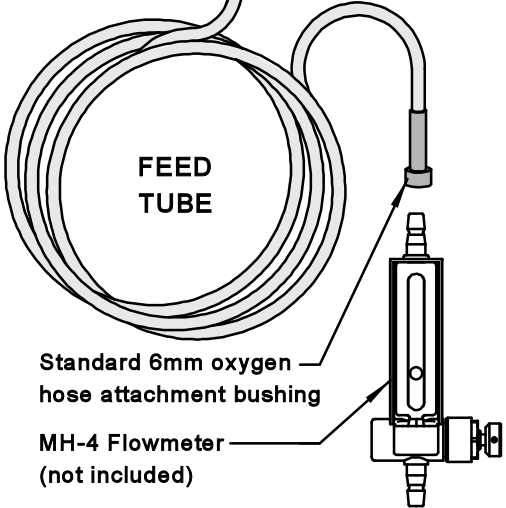


**XCP AVIATOR'S O<sub>2</sub> FACE MASK**  
 For flight operations over 18,000ft. MSL (Class A airspace).

This mask is designed to be used with the right-hand scale of the Mountain High MH-4 type Flowmeter. The scale is calibrated in thousands of feet and delivers 1.0 liter/minute per 10,000 ft. The XCP face mask is equipped with a 3' (91.5 cm.) feed tube.

**NO SMOKING**  
**FAR 23.1447**  
 (02.16.2023)  
 \*DO NOT SMOKE WHILE USING OXYGEN.  
 \*For use above or below 18,000 ft. MSL., not to exceed 30,000ft. MSL.

Your XCP face mask should be inspected before each flight and replaced if cracked, plugged, or excessively soiled.



**IMPORTANT NOTE: The XCP Aviator's O<sub>2</sub> Face Mask is a personal device and for health reasons should not be shared between persons. In addition, the face mask or cannula is the only item in the XCP system that should be replaced periodically, because even with the best cleaning efforts, bacteria and such can contaminate the mask and pose a health risk.**

**Face mask cleaning instructions:**

After each use, wipe the facemask inside and outside with a cleaning wipe (MH p/n 00VEN-0077-00) or standard alcohol wipe. Hang facemask and allow to air-dry in a clean, dry environment between 40°F and 95°F. Ensure facemask is fully dry before use. Replace facemask when it becomes excessively soiled.

**NOTE: The XCP face mask may be used with the Mountain High MH-3 flowmeter in an emergency by fully opening (Counter Clock Wise) the flowmeter needle**