


1

2

3

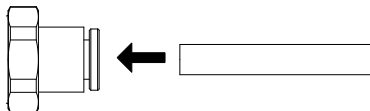
4

REV	ECO	Release	Drawn	REVISION HISTORY
-3	2019-008	2019-02-14	SGO	Product Insert Drawing



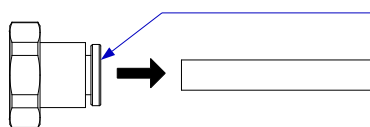
TUBING CONNECTION

INSERTING



Push in the tubing

REMOVING



1. Push in the connector collar
2. Pull the tube straight back while holding the collar in

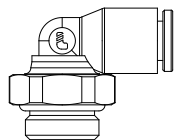
To INSERT TUBING: push the tubing into the connector until resistance is felt, then push a little further, about 1/8 inch [3 mm]. Gently tug on the tubing to make sure it is captured.

To REMOVE TUBING: push the tubing in slightly, then push in the connector collar while pulling gently on the tubing.

When removing tubing, **DO NOT pull on the tubing without pushing in the collar**, as this will likely damage the connector.

Note: Alternate outlet fitting provided.

- Replace installed fitting as preferred.
- Maintain cleanliness for oxygen service.
- Torque to 20 in-lbs.
- No Teflon tape required.



GENERAL SPECIFICATIONS

Material: UNS C36000 (CDA-360) Brass
UNS A96061 (6061-T6) Aluminum

Inlet Pressure Rating: 3000 PSI MAX
Regulated Outlet: 16 ± 2 PSI (Dynamic) (NOM 1 Bar)
20 ± 2 PSI (Static)

Average Flow Rate: 40 L/min (AVG)
Temperature Range: -50°F to +130°F [-45°C to +55°C]

Inlet Fitting: SAE-4M
Replacement O-ring: MH p/n 09001-1904-70 (SAE-4)

	Outlet Fitting	Weight
1096-04:	G-1/8 BSPP x 4mm Tube	3.1 oz [88 g]
1096-06:	G-1/8 BSPP x 6mm Tube	3.1 oz [88 g]

See also: MH document 5SREG-1096-0x

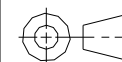
UNLESS OTHERWISE SPECIFIED, DIMENSIONS ARE IN INCHES. TOLERANCES ARE:

0.X ±0.015
0.XX ±0.010
0.XXX ±0.005

ANGLES ± 3°
FRACTIONS ± 1/64

INTERPRET GD&T PER ASME 14.5

THIRD ANGLE PROJECTION



DO NOT SCALE DRAWING

DRAWN SGO
2018-09-25

CHECKED

ENGINEER

APPROVED

MH

**MOUNTAIN HIGH E&S CO.
REDMOND, OR. USA**

THIS DOCUMENT AND ALL TECHNICAL DATA HEREON DISCLOSED ARE PROPERTY OF MOUNTAIN HIGH E&S CO. AND SHALL NOT BE USED, RELEASED OR DISCLOSED IN WHOLE OR PART WITHOUT WRITTEN PERMISSION FROM MOUNTAIN HIGH E&S CO. THIS DOCUMENT MUST BE RETURNED TO MOUNTAIN HIGH E&S CO. IMMEDIATELY UPON REQUEST.

DWG TITLE

**Regulator, 2-Stage Axial, No Gauge,
SAE-4M x Tube Outlet [Insert]**

DWG NUMBER

5IREG-1096-0x

DWG REV. **-3**

CAD FILE

00REG-1092'1096-xx\$-3

INV. PART NUMBER

00REG-1096-04
00REG-1096-06

PROD. NAME

XCR-SAE-2SA-1P-4mm
EOS-SAE-2SA-1P-6mm

DWG FORMAT: ESR-002 Rev H [20]

DWG SCALE

DWG SHEET

1 OF 1

DWG SIZE **A**
11x8½

1

2

3

Insert #: 5IREG-1096-0x