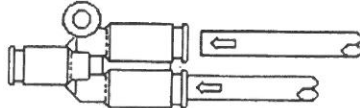


00XCP-1048-00

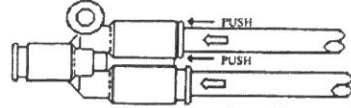
XCP "Y" SPLIT KIT (1-2 EXPANDER)



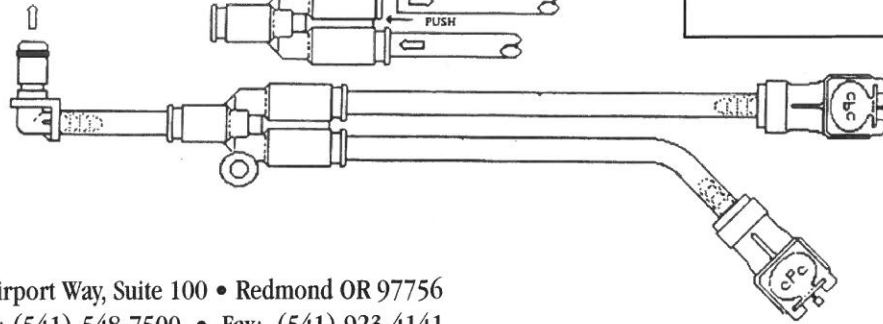
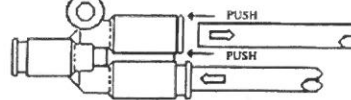
The XCP split-kit has a 180 straight male and a 90 degree elbow.



To Insert tubing push firmly into fitting.



To remove tubing push collett and tubing firmly into fitting body while pushing collett in, pull and remove tubing.



NOTICE
Up to 8 persons can use a XCP 4 place regulator with a MH3 and an Oxymlzer cannula. Up to 6 persons can use a XCP 4 place regulator with a MH4 and a facemask.



2244 SE Airport Way, Suite 100 • Redmond OR 97756
Telephone: (541)-548-7500 • Fax: (541) 923-4141
www.MHoxygen.com • sales@MHoxygen.com

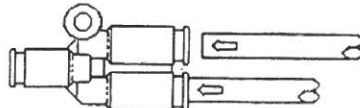
5IXCP-0028-00

00XCP-1048-00

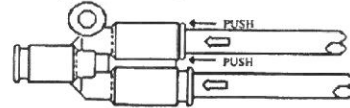
XCP "Y" SPLIT KIT (1-2 EXPANDER)



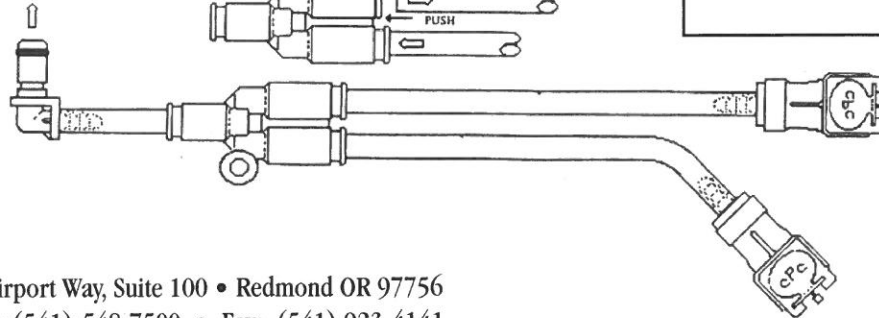
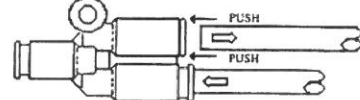
The XCP split-kit has a 180 straight male and a 90 degree elbow.



To Insert tubing push firmly into fitting.



To remove tubing push collett and tubing firmly into fitting body while pushing collett in, pull and remove tubing.



NOTICE
Up to 8 persons can use a XCP 4 place regulator with a MH3 and an Oxymlzer cannula. Up to 6 persons can use a XCP 4 place regulator with a MH4 and a facemask.



2244 SE Airport Way, Suite 100 • Redmond OR 97756
Telephone: (541)-548-7500 • Fax: (541) 923-4141
www.MHoxygen.com • sales@MHoxygen.com

5IXCP-0028-00