

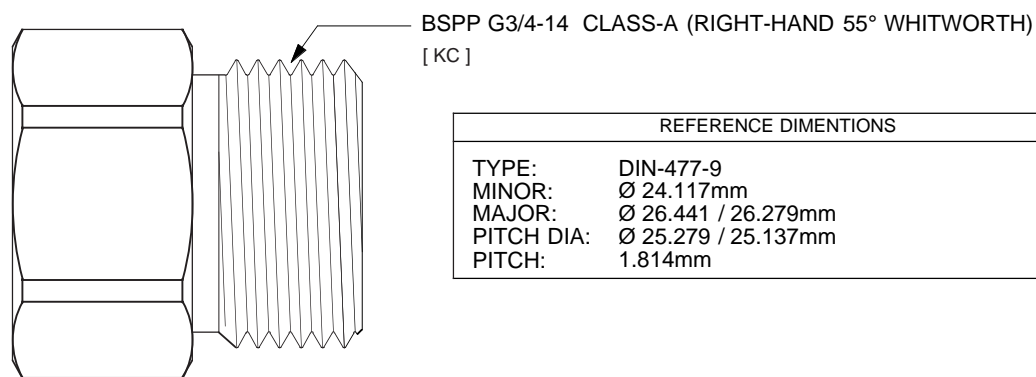
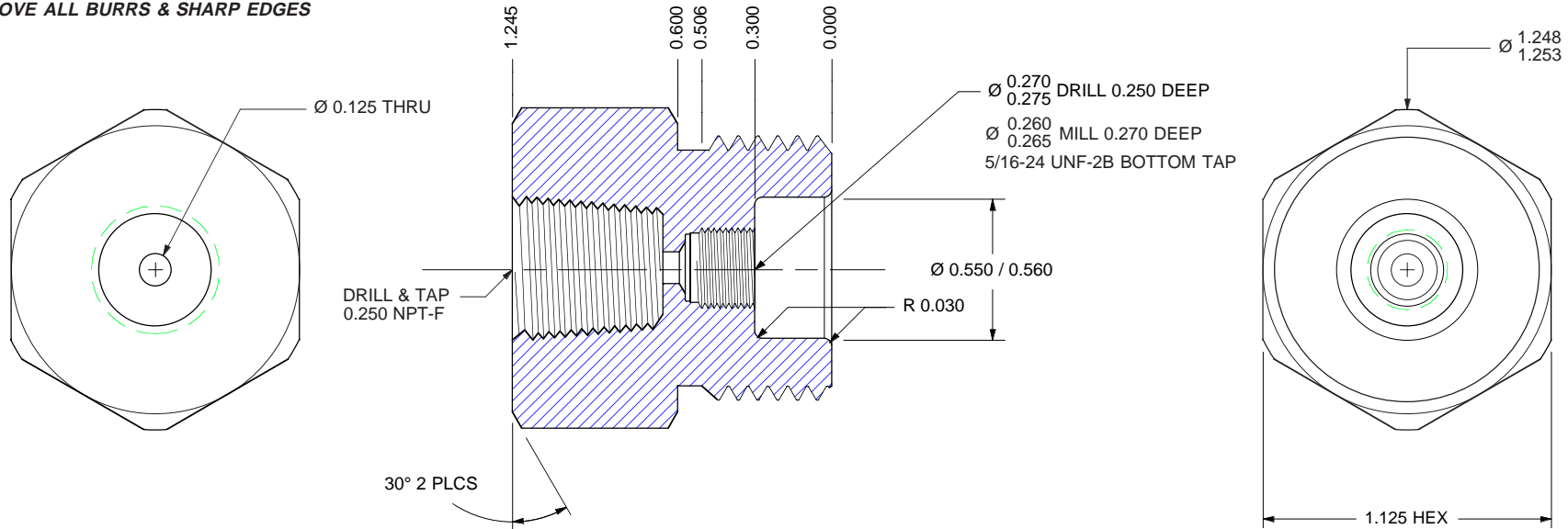
NOTES:
UNLESS OTHERWISE SPECIFIED IN THE QR OR PO, THE FOLLOWING SHALL APPLY

- ⚠ MATERIAL: UNS C36000 (CDA-360 BRASS)
- ⚠ FINISH: NONE
- ⚠ CLEAN: PER IN HOUSE DOCUMENT: ESR-008
- ⚠ MARKING: PER IN-HOUSE DOCUMENT ESR-005

REMOVE ALL BURRS & SHARP EDGES

REVISION HISTORY (version roll-offs are kept onfile)

REV	DA-MO-YR	NEO / ECO	NAME	NOTES
-	19-05-2004			INITIAL DRAFT
A	10-07-2014		ELW / PLM	CORRECTED TYPE & THREAD CALL OUT.

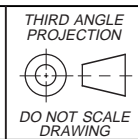


REFERENCE DIMENTIONS	
TYPE:	DIN-477-9
MINOR:	Ø 24.117mm
MAJOR:	Ø 26.441 / 26.279mm
PITCH DIA:	Ø 25.279 / 25.137mm
PITCH:	1.814mm

UNLESS OTHERWISE SPECIFIED DIMS ARE IN INCHES.
 TOLERANCES ARE:

0.X	±0.015	ANGLES	FRACTIONS	63
0.XX	±0.010	± 0.5°	± 1/64	✓
0.XXX	±0.005			

INTERPRET GD&T PER ASME 14.5 FMT REV H



MH MOUNTAIN HIGH E&S CO. REDMOND, OR. USA

[KC] NUMBER OF KEY CHARACTERISTICS IN THIS DRAWING / DOCUMENT PER MH DOC: ESR-001

01

THIS DOCUMENT AND ALL TECHNICAL DATA HEREON DISCLOSED ARE PROPERTY OF MOUNTAIN HIGH E&S CO. AND SHALL NOT BE USED, RELEASED OR DISCLOSED IN WHOLE OR PART WITHOUT WRITTEN PERMISSION FROM MOUNTAIN HIGH E&S CO. THIS DOCUMENT MUST BE RETURNED TO MOUNTAIN HIGH E&S CO. IMMEDIATELY UPON REQUEST.

ORIGINAL MO-DA-YR		MATERIAL		DWG. TITLE	
PLM, 09-15-99				FITTING, DIN477-9, 1/4 NPT-F	
ENGINEER MO-DA-YR		FINISH		DWG. NUMBER	
PLM, 09-15-99				DN47-201	DWG. REVISION REV A DWG. SIZE A
DRAWN MO-DA-YR		CLEAN		CAD FILE NUMBER	
PLM, 09-15-99				DN47-100 ADAPTER-201 PART	DWG. SHEETS 1 OF 1
CHECKED MO-DA-YR		MARKING		INV. PART NUMBER	
-				00HDW-0374-00	CAT ITEM NUMBER 00HDW-0374-00