

GENERAL SPECIFICATIONS FOR BRASS ITEMS

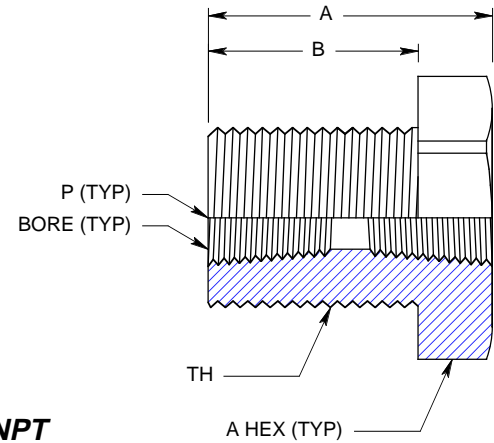
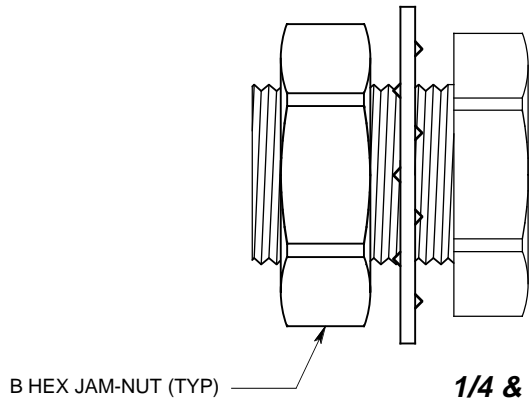
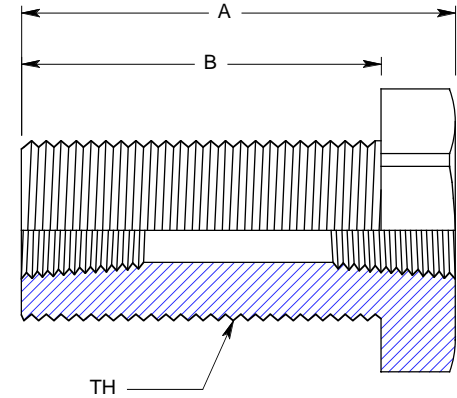
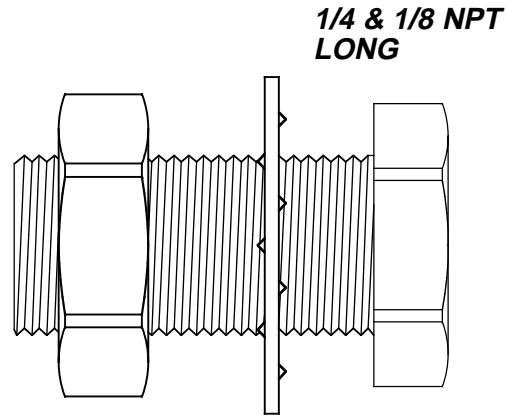
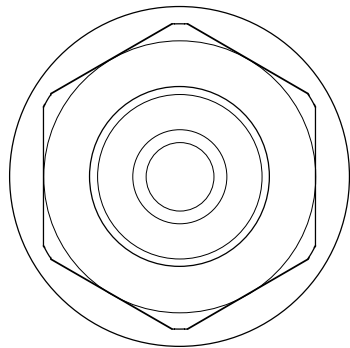
MATERIAL: CDA-360 BRASS (PER QQ-C-390 C83600)
 PRESSURE RATING: 3000 PSIG.
 SAFETY FACTOR: 2:1
 CLEAN: PER AIR 1176A SEC. 5 FOR OXYGEN SERVICE
 MFG. / VEN. CODE: 1045

GENERAL SPECIFICATIONS FOR STEEL ITEMS

MATERIAL: CARBON STEEL (AISI 12L14) ZINC CHROMATE PLATE
 PRESSURE RATING: 3000 PSIG.
 SAFETY FACTOR: 2:1
 CLEAN: PER AIR 1176A SEC. 5 FOR OXYGEN SERVICE
 MFG. / VEN. CODE: 1045

REVISION HISTORY			
REV	DATE	E. C. O. / APPR.	NOTES
A	04-20-01	PLM	ADDED MATERIAL SUFFIX TO ITEM NUMBER & MERGED TYPES

FOR IDENTIFICATION ONLY



MH ITEM #	STYLE	P	A HEX	B HEX	TH	A	B	BORE	WEIGHT
HDW0355-S	STEEL LONG	1/4 NPT-F	1"	15/16	3/4-16	1.5	1.25	0.421	3.8 OZ.
HDW0353-S	STEEL SHORT	1/4 NPT-F	1"	15/16	3/4-16	0.94	0.69	0.421	2.7 OZ.
HDW0355-B	BRASS LONG	1/4 NPT-F	1"	1 1/8	3/4-16	1.5	1.25	0.421	3.6 OZ.
HDW0353-B	BRASS SHORT	1/4 NPT-F	1"	1 1/8	3/4-16	0.99	0.73	0.421	2.5 OZ.
HDW0357-B	BRASS LONG	1/8 NPT-F	7/8"	15/16	5/8-18	1.5	1.25	0.328	2.6 OZ.
HDW0351-B	BRASS SHORT	1/8 NPT-F	7/8"	15/16	5/8-18	0.99	0.73	0.328	2.1 OZ.

UNLESS OTHERWISE SPECIFIED DIMS ARE IN INCHES. TOLERANCES ARE:

0.X ±0.010	ANGLES ±0.5°	FRACTIONS ±1/64		<CR> KEY CHARACTERISTICS <MA> PER CORP. DOC: ESR-001	QTY -
0.XX ±0.005					
0.XXX ±0.002					

63 (FMT REV A)

INTERPRET GD&T PER ASME 14.5

ISSUED:	DATE	FITTING: BRASS & STEEL NPT UNION
DRAWN: PLM	03-10-01	DWG. #: 9060-006 (SCD)
ENGINEER: PLM	03-10-01	REV A
APPR:	DATE	SIZE A SHEET 1 OF 1 DO NOT SCALE DRAWING

MH MOUNTAIN HIGH E&S CO. REDMOND, OR. USA