

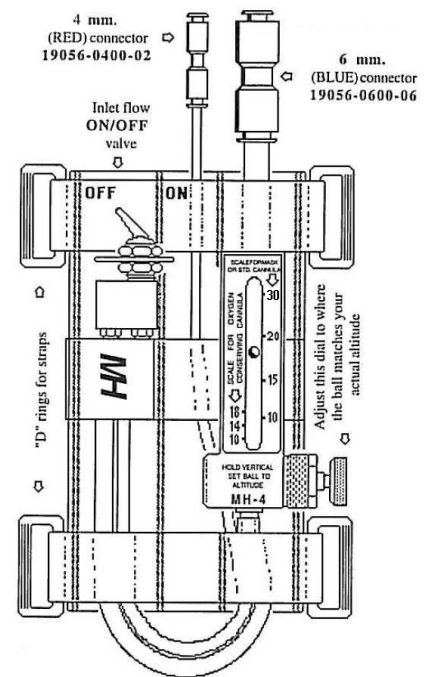
00XCR-1034-00

MH-4 Breathing Station

Follow these simple steps to quickly use the XCR System.

1. Connect the holster & regulator and turn on the main cylinder valve.
2. Turn on the black on/off toggle valve on the control holster.
3. Hold the flow meter near vertical and adjust the needle valve so the ball is at the 12 mark (12,000 ft.) on the left hand scale.
4. Turn off the black on/off toggle valve on the control holster.
5. Turn on the valve as required once you reach altitude.
6. Remove the cannula and install the mask if over 18,000 ft. Re-adjust the flow for the proper altitude using the right hand scale.

The MH-4 flowmeter has two scales: The left is for use with the oxygen conserving Oxymizer cannula and the right is for the standard face mask. The Oxymizer cannula can be quickly disconnected in flight to switch from the cannula to the mask as per the FAA regulations requiring the use of a face mask at altitudes above 18,000 ft. MSL. Pilots should refer to (Far 23.1447) to see if any restrictions apply for their use of cannula type breathing devices in the operation of their aircraft.



Tollfree: 800-468-8185 | Local: 541-923-4100

CUSTOM BUILT-IN AND CARRY ON AVIATION OXYGEN SYSTEMS

Mountain High Oxygen, 2244 SE Airport Way, Suite 100, Redmond OR. 97756 MHOxygen.com

Cleaned for oxygen use per MH ESR-008

51XCR-1034-00\$-1 2020-10-09


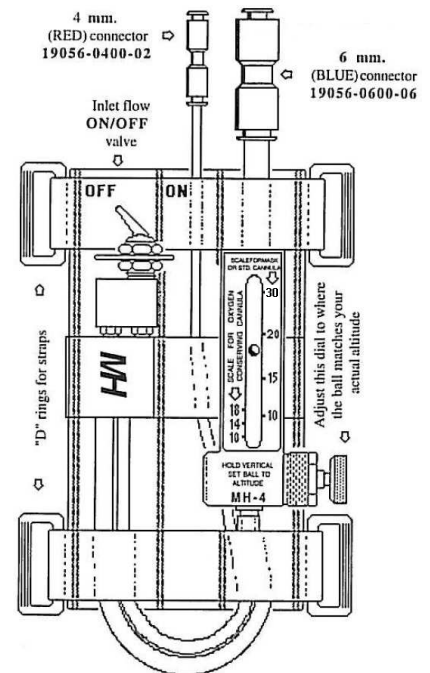
00XCR-1034-00

MH-4 Breathing Station

Follow these simple steps to quickly use the XCR System.

1. Connect the holster & regulator and turn on the main cylinder valve.
2. Turn on the black on/off toggle valve on the control holster.
3. Hold the flow meter near vertical and adjust the needle valve so the ball is at the 12 mark (12,000 ft.) on the left hand scale.
4. Turn off the black on/off toggle valve on the control holster.
5. Turn on the valve as required once you reach altitude.
6. Remove the cannula and install the mask if over 18,000 ft. Re-adjust the flow for the proper altitude using the right hand scale.

The MH-4 flowmeter has two scales: The left is for use with the oxygen conserving Oxymizer cannula and the right is for the standard face mask. The Oxymizer cannula can be quickly disconnected in flight to switch from the cannula to the mask as per the FAA regulations requiring the use of a face mask at altitudes above 18,000 ft. MSL.. Pilots should refer to (Far 23.1447) to see if any restrictions apply for their use of cannula type breathing devices in the operation of their aircraft.



Tollfree: 800-468-8185 | Local: 541-923-4100

CUSTOM BUILT-IN AND CARRY ON AVIATION OXYGEN SYSTEMS

Mountain High Oxygen, 2244 SE Airport Way, Suite 100, Redmond OR. 97756 MHOxygen.com

Cleaned for oxygen use per MH ESR-008

51XCR-1034-00\$-1 2020-10-09